

*Lightstream*

TABLE  
TOP  dedolight®



**TABLETOP BASIC KIT**

02-23 / ENGLISH NP

# INTERESTING VIDEOS ABOUT TABLETOP

- Dedolight Lightstream - Introduction of the three dedolight Lightstream families
- Lightstream for drama and infinity lighting
- Lightstream Lite – the incredible one light – 8 reflectors ecological master piece for entire scenes
- Lightstream Tabletop – the magic multi-talent

Length: 14:07

<https://t1p.de/introtable>



Dedo gives short introduction to Lightstream Tabletop

Length: 1:50



<https://t1p.de/dedoinstr>

Francois Aubry shows Lightstream Tabletop lighting on cosmetics

Length: 2:25

<https://t1p.de/cosmetic>



Lightstream Tabletop – the basics kit. A demo from our agent meeting 2022

Length: 7:21



<https://t1p.de/basickit>

# INTRODUCTION

## DEDOLIGHT LIGHTSTREAM TABLETOP SYSTEM

This system offers an incredible variety of creative choices for all traditional Tabletop tasks like food, cosmetics, product, jewelry; but has also already been expanded to many other tasks, even for the lighting of small music video studios and portrait photography in many different versions.



In product and tabletop photography, precision and a desire for detail create the effects that make the image interesting and attractive. Intelligently placed accents can underline the special character of a product, direct the attention of the viewer to where you want them to look, and give them a third dimension.

For example, the dedolight Imager projection attachments are precision tools with extraordinary optical properties.

- High light efficiency based on optical construction
- Perfect contrast rendition
- Extremely low distortion
- No colour fringing
- Exchangeable projection lenses (wide-angle, zoom, telephoto)
- Excellent transmission

In conjunction with our Imager accessories, such as framing shutter, iris, glass and steel gobo holders, you are able to achieve surgical precision in lighting.

# INTRODUCTION



## **DEDOLIGHT LIGHSTREAM TABLETOP BASIC KIT**

This kit is based on two Ledzilla lights, which are focusing, dimmable mono- or bicolor lights.

Included in the kit are the traditional accessories – a soft tube and a soft box.

When you remove the front part of the original Ledzilla light, you can replace it with the two magic parallel beam intensifiers, which create a homogenous, wonderful parallel beam, and at the same time intensify the light output multiple times, creating a perfect lighting tool to address individual reflectors or groups of reflectors, which in turn can feed other choices of reflectors, thus creating an incredible multitude of creative effects.

Another option is the Ledzilla front-end modification, including our famous projection attachments, in the mini format (small) which always provides the capability of moving the image plane, when projecting from an angle, to have perfect focus on both sides (or up/down) of the projected images.

As an option you can modify the projection attachments with an entire choice of highclass projection lenses, see page 12, #44 – 51.

Ledzilla lights that you may have bought in the past may not have enough strength in the friction, to support all these wonderful front-end attachments, that's why the ones that we offer with the Tabletop kit work with lock levers, to rest the chosen position of the light (upgrade kit „DLOBML-UGK“ of earlier versions available).

# INTRODUCTION

Included in the basic kit are also the so-called eye filters, which can be mounted in front of the projection lenses, to create soft-flowing transition of the created effects or images, and/or to create unnoticeable accents, to highlight facial features without making your work obvious, or to create attractive accents on labels or other details of your chosen products.

Also contained in the basic kit is a rich choice of universal mounting devices, including the DH3 mounting plate, which you can tape onto many surfaces, or fix with the effective pins, or slide into cracks and crevices.

A table support is also included, as well as stand fittings for regular lighting stands, and a choice of clamps onto which many of the mounting arms can be attached.

In the kit you will already find a rich choice of flexible mounting arms and articulating arms, stackable devices with dual-flex arms.

You can work with the included 15 different reflectors.

Building your own setup for your Tabletop workshop you can add the rail system (not included in the basic kit), see page 14, #55-56, which accepts the DLR-LOCK or the DLR-LOCK-M for further attachment of the incredible choice of mounting devices.

Such rails you can mount directly on your work table, on the top or below, or install above for downward mounting.

## OPTIONS

Not contained in the basic kit are a DMX controller (DFOB-BAT-DMX, page 10, #34), which needs to work with a very special Ledzilla (not included in the kit, DLOBML-DMX, page 10, #30), with no electronic controls inside the Ledzilla, but allowing the DMX and other control methods.

For very special work and high precision background projections we introduce an invention see page 12, #40 und 41, a so-called asymmetric universal imager, to take inserts of gobos, effect filters, or other imaging surfaces, or the asymmetric framing shutter version, to create many different shapes by manipulating the shutter blades.

We have already explained that all of our projection attachments for all our lights include the moving image plane – a practice known by many professional photographers from their view cameras, to get both ends of the projected image into equal focus when projecting from an angle.

Here, with the asymmetric imager we can also move the optical axis of the projection lens, and thus create asymmetric light distribution, most probably worldwide the first device capable of this function; for most demanding precision work.

Other options include battery power and battery charger.

Of course, beyond the content of the basic kit you can also add more or other lights from the dedolight range, like the DLED2 (20 Watt), or the DLED3 (40 Watt), monocolour or bicolor.

If you want to make the effort and explore the incredible potential and the unprecedented choice of lighting precision, this may be the best set of tools that you can find.

# TABLETOP BASIC KIT

The Tabletop Basic Kit is available as bicolor and daylight versions. Many parts for even more possibilities. All in one convenient case.



## KLSTT-BI-B - LEDZILLA TABLETOP KIT, BICOLOR, BASIC



## OPTIONAL: KLSTT-D-B - TABLETOP BASIC KIT DAYLIGHT



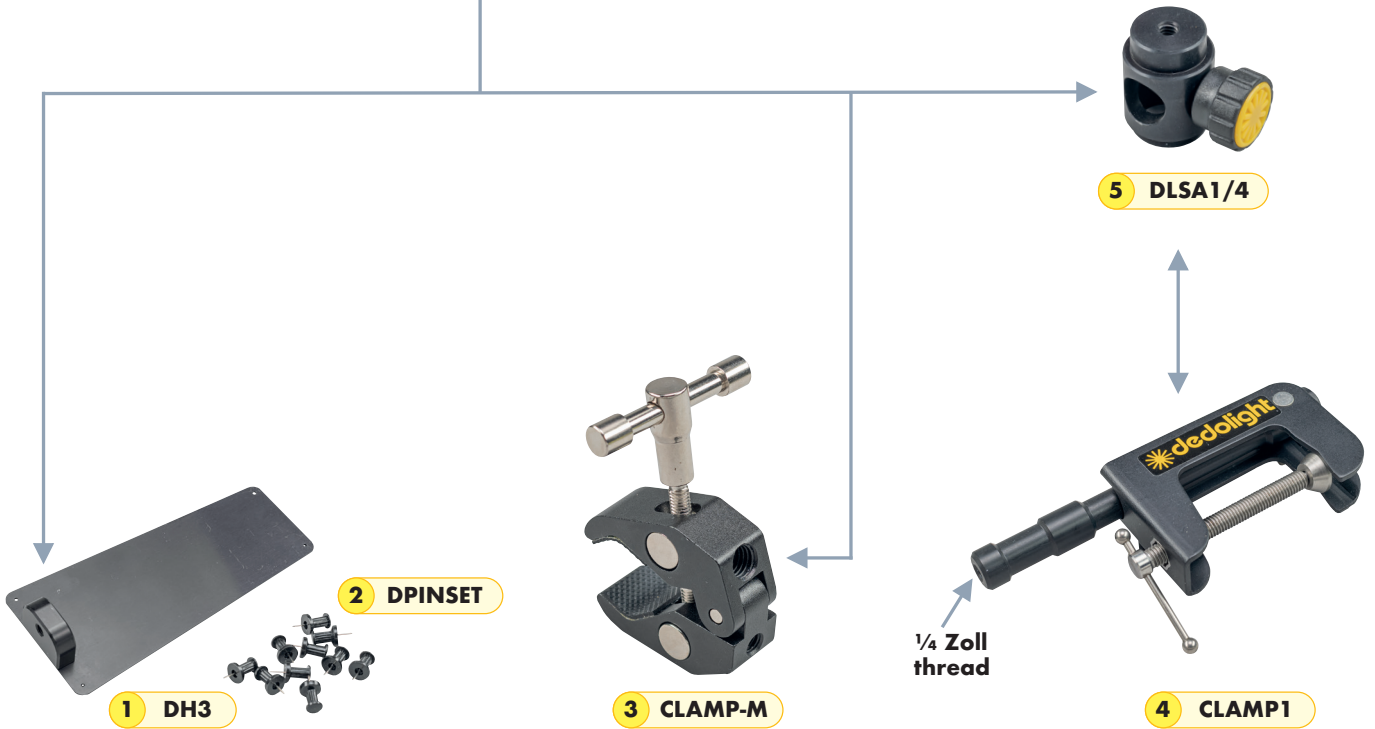


# TABLETOP BASIC KIT

## KLSTT-BI-B - LEDZILLA TABLETOP KIT, BICOLOR, BASIC

Number	Piece	Code	Description
<b>Mounting for reflectors:</b>			
1	2	DH3	Mounting plate with 1/4" female thread
2	2	DPINSET	Fixing pins for DH3 plate on wood or similar surfaces.
3	6	CLAMP-M	Mini clamp with 1/4" and 3/8" female thread
4	2	CLAMP1	dedolight clamp
5	2	DLSA1/4	Stand fitting. 16 mm receptacle to 1/4" female thread
6	6	DMFA40	Flexible arm 40 cm with 1/4" thread and camera shoe mount
<b>Reflectors:</b>			
7	1	DLRSHS-7X10	Hammered surface reflector heavy. 7x10 cm (2.75" x 4")
8	1	DLRHSL-7X10	Hammered surface reflector light. 7x10 cm (2.75" x 4")
9	1	DLRHSM-7X10	Hammered surface reflector medium. 7x10 cm (2.75" x 4")
10	1	DEFRM-MS1	EFFECT mini reflector multi-mirror silver 1, with camera shoe mount, 7x10 cm (2.75" x 4")
11	1	DEFRM-MG1	EFFECT mini reflector multi-mirror gold 1, with camera shoe mount, 7x10 cm (2.75" x 4")
12	3	DLRTT1-7x10	dedolight Lightstream Table-Top reflectors. Spread index 1 with camera shoe mount, 7x10 cm (2.75" x 4")
13	2	DLRTT2-7x10	dedolight Lightstream Table-Top reflectors. Spread index 2 with camera shoe mount, 7x10 cm (2.75" x 4")
14	2	DLRTT3-7x10	dedolight Lightstream Table-Top reflectors. Spread index 3 with camera shoe mount, 7x10 cm (2.75" x 4")
15	2	DLRTT4-7x10	dedolight Lightstream Table-Top reflectors. Spread index 4 with camera shoe mount, 7x10 cm (2.75" x 4")
16	1	DLRTT5-7x10	dedolight Lightstream Table-Top reflectors. Spread index 5 with camera shoe mount, 7x10 cm (2.75" x 4")
<b>Lightheads, light control and power supply and mounting for lightheads:</b>			
17	2	DLBSA-JSF	16 mm receptacle (female) to camera-shoe mount adapter (female). Fits DLED2HSM and DLED2YHSM light heads.
18	2	DLOBML-BI-OB7	Ledzilla bicolor with locking levers and parallel beam intensifier Ledzilla 6-18V DC input.
19	2	DLOBML-OF-BI	Ledzilla bicolor front-end with flip-up filter
20	1	DLOBML-SBX12	Soft box, 12 cm / 4.7" wide
21	1	DLOBML-LT20	Soft tube, 20 cm / 8" long
22	1	DPOB1	Universal imager for Ledzilla and 60 mm lens
23	1	DPOB2	Framing-shutter imager for Ledzilla with 60 mm lens
24	1	DPEYESET	Eye filter attachment (fits all Classic Series imager lenses (except 30 mm) & DP400-150 and DP400-185 lenses)
25	1	DPGSETS	Gobo set for DP1S imagers
26	1	DPGHS	Gobo holder for DP1S/DPOB1
27	2	DLPS-12	AC power supply (100 - 240 V) with 12 V DC, 18 W output, incl. EU/USA/UK/AUS input connector set.
28	2	DLOBML-BS	7.2 V Sony battery shoe for NP-F / Panasonic VW-VBD1
<b>Case:</b>			
29	1	DCHDLSTT	Lightstream Table-Top hard case - without content

# REFLECTORS AND MOUNTING - KIT CONTENT

show how the mounting options can be combined






# LIGHT CONTROL AND POWER SUPPLY - KIT CONTENT



# OPTIONS FOR LIGHTSTREAM BASIC KIT

## LIGHTHEAD FIXTURES & POWER SUPPLIES:

Number	Code	Description
<b>Lighthouse fixtures:</b>		
18	<b>DLOBML-D-OB7</b>	Ledzilla daylight with locking levers and parallel beam intensifier Ledzilla 6-18V DC input.
30	<b>DLOBML-BI-DMX-LL</b>	Special Ledzilla version with no internal electronics, Bicolor, only functional with No. 34 DTOB-BAT-DMX ballast
31	<b>DLOBML-BI-LL</b>	Ledzilla bicolor, Focusable onboard LED light with 8-leaf barn door. 6-18V DC input. Separate battery shoe or mains power supply DLPS-12 required.
32	<b>DLOBML2-LL</b>	Ledzilla2, daylight. Focusable onboard LED light with 16:9 filter and two barn door leaves. 6-18V DC input. Separate battery shoe or mains power supply DLPS-12 required.
<b>Frontend:</b>		
19	<b>DLOBML-OF-D</b>	Ledzilla bicolor front-end with flip-up filter
<b>Power supplies:</b>		
33	<b>DLOBML-BS</b>	Battery shoe for Sony 7.2 V NP-F battery
34	<b>DTOB-BAT-DMX</b>	Special version - built only on request. DMX control box for DLOBML-DMX daylight light head.
35	<b>DLB-NPF550</b>	7.2 V Li-Ion battery 14.8 Wh (2000 mAh)
36	<b>DLB-NPF950</b>	7.2 V Li-Ion battery 43.2 Wh (6000 mAh)
37	<b>DLCH-NPF</b>	Charger for NP-F battery, input 100 – 240 V AC, please specify power connector



# OPTIONS FOR LIGHTSTREAM BASIC KIT

Not in Basic Kit included - show how can be combined



**30 DLOBML-BI-DMX-LL**




**31 DLOBML-BI-LL**



**32 DLOBML2-LL**



**34 DTOB-BAT-DMX**



**33 DLOBML-BS**



**35 DLB-NPF550**



**36 DLB-NPF950**



**27 DLPS-12**



**37 DLCH-NPF**

# OPTIONS FOR LIGHTSTREAM BASIC KIT

## LIGHT SHAPING:

Number	Code	Description
38	<b>DPOB1-0</b>	Universal imager for Ledzilla. No projection lens
39	<b>DPOB2-0</b>	Framing-shutter imager for Ledzilla without projection lens
<p><b>Asymmetric light distribution with our new asymmetric projection attachments.</b></p> <p>When projecting effects or backgrounds, you may not always direct straight onto the background, but from an angle. This will cause the effect, that one side may be depicted in focus and the other side may be out of focus. In order to compensate that, all of our projection attachments now have a moving image plane, that allows to tilt the image plane and thus, correct the image as projected, to be in focus on both sides equally or both sides out of focus.</p> <p>This still leaves the effect, when projecting from an angle, that one side closer to the light will be brighter than the other side. For this, on these very special new projection attachments, the center of the projection optic can be shifted, moved from one side to the other or respectively up/down and thus, the light distribution will become asymmetric, making one side equally bright to the other side of the image, sideways or vertical.</p>		
40	<b>DPOB1A</b>	Asymmetric universal imager DP1 for Ledzilla and 60 mm lens
41	<b>DPOB2A</b>	Asymmetric framing-shutter DP2 imager for Ledzilla with 60 mm lens
42	<b>DPOB1A-0</b>	Asymmetric universal imager DP1 for Ledzilla. No projection lens
43	<b>DPOB2A-0</b>	Asymmetric framing-shutter DP2 imager for Ledzilla. No projection lens
44	<b>DPL30M</b>	30 mm projection lens for DP1.2, DP2.2, DP1S and DP2S imagers, f 1.8
45	<b>DPL50M</b>	50 mm projection lens for DP1.2, DP2.2, DP1S and DP2S imagers, f 2.8
46	<b>DPL60M</b>	Imager lens, 60 mm, f 2.8
47	<b>DPL85M</b>	Imager lens, 85 mm, f 2.8
48	<b>DPL150.1M</b>	Imager lens, 150 mm, f.2.2 for DP1.2, DP2.2, DP3.1
49	<b>DPL185M</b>	Imager lens, 185 mm, f 3.5
50	<b>DPLZ120M</b>	Imager zoom lens, 70–120 mm, f 3.5
51	<b>DPLZ150M</b>	Imager zoom lens, 85–150 mm, f 3.5



# OPTIONS FOR LIGHTSTREAM BASIC KIT

not in Basic Kit included - show how can be combined



# OPTIONS FOR LIGHTSTREAM TABLETOP SYSTEM

## NON-RAIL MOUNTING OPTIONS

Number	Code	Description
52	<b>DLBSA-TS</b>	Table stand: 9.5 x 6.3 x 1.2 cm (3.7 x 2.5 x 0.5") with shoe for light head
53	<b>DLBSA-JSF</b>	16 mm receptacle (female) to camera-shoe mount adapter (female). Fits DLED2HSM and DLED2YHSM light heads.



**DLOBML-BI-DMX-LL**




**DLOBML-BI-LL**



**DLOBML-BI(D)-OB7**



**DLOBML2-LL**



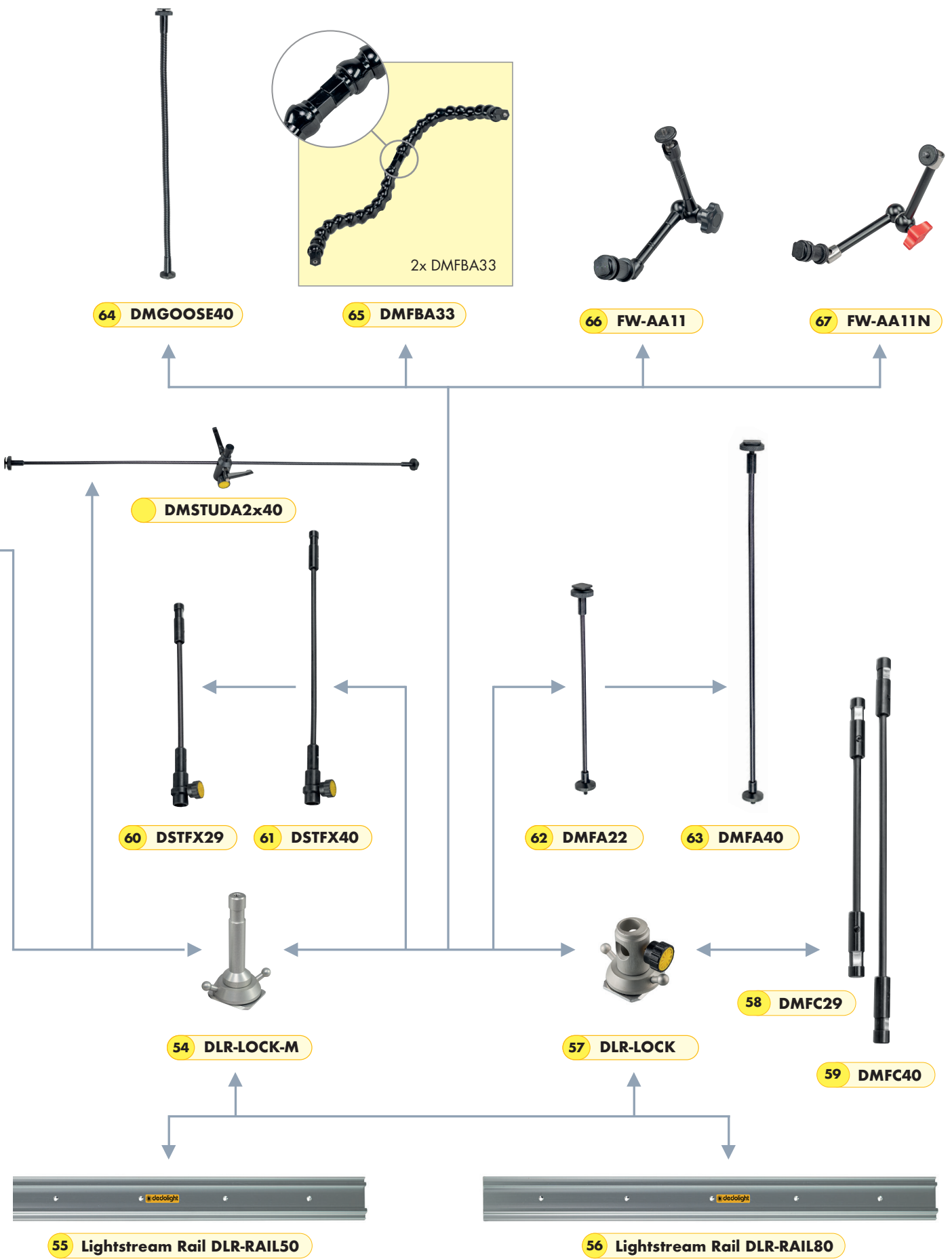
**52 DLBSA-TS**



**53 DLBSA-JSF**

## RAIL MOUNTING OPTIONS

Number	Code	Description
54	<b>DLR-LOCK-M</b>	Sliding lock, to attach and lock Lightstream reflectors. With 16 mm (5/8") stud, length 8 cm (3"). Works with DLR-RAIL.
55	<b>DLR-RAIL50</b>	50 cm (1.6 ft) long rail may be used with DLR-LOCK mountings
56	<b>DLR-RAIL80</b>	80 cm (2.6 ft) long rail may be used with DLR-LOCK mountings
57	<b>DLR-LOCK</b>	Sliding lock for DLR-ARM, to attach and lock Lightstream reflectors. Works with DLGA160 arm.
58	<b>DMFC29</b>	dedolight mounting, flexible coupler with 16 mm stud on both ends. Length 29 cm (0.95 ft)
59	<b>DMFC40</b>	dedolight mounting, flexible coupler with 16 mm stud on both ends. Length 40 cm (1.3 ft)
60	<b>DSTFX29</b>	Flexible stand extension, 29 cm (0.95 ft)
61	<b>DSTFX40</b>	Flexible stand extension, 40 cm (1.3 ft)
62	<b>DMFA22</b>	dedolight mounting. Flexible arm 22 cm (8.7") with 1/4" thread and camera shoe mount
63	<b>DMFA40</b>	dedolight mounting. Flexible arm 40 cm (1.3 ft) with 1/4" thread and camera shoe mount
64	<b>DMGOOSE40</b>	dedolight mounting. Gooseneck bending arm with 1/4" thread and camera shoe mount
65	<b>DMFBA33</b>	dedolight mounting. Flexible ball joint arm 33 cm (1 ft) with 1/4" thread and 1/4" screw
66	<b>FW-AA11</b>	Articulating arm with, 1/4" screw and camera shoe
67	<b>FW-AA11N</b>	Articulating arm with locking rosette, 1/4" screw and camera shoe



# Lightstream

TABLE  
TOP  dedolight®



**Dedo Weigert Film GmbH**

Karl - Weinmair - Straße 10  
80807 Munich  
Germany

Tel.: +49 (0)89 - 356 16 01  
info@dedoweigertfilm.de  
www.dedoweigertfilm.de

